

# Register for MyKuvare

Policyholder Portal | For existing MyGILICO portal users

## Create your MyKuvare account to:


- ▶ View policy details
- ▶ Access policy and tax-related documents
- ▶ Manage your policy



Visit [www.mykuvare.com/policy-login](http://www.mykuvare.com/policy-login) to create your MyKuvare account.

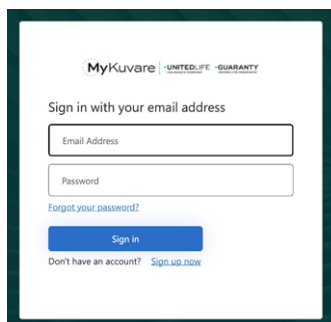
### 1. Get Started

Click **“Log into MyKuvare”** button to start registration.

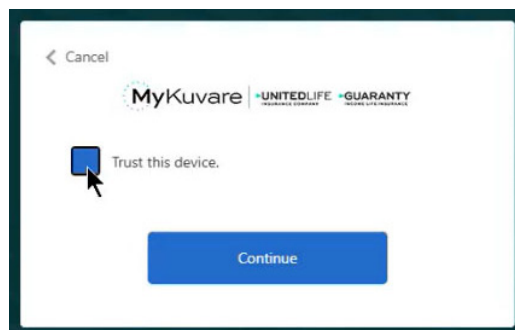


### 2. Register Your Account

Sign in with your existing MyGILICO credentials



Check **“Trust this device”** box

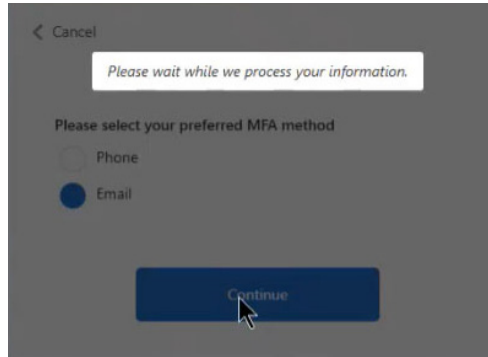


# Register for MyKuvare

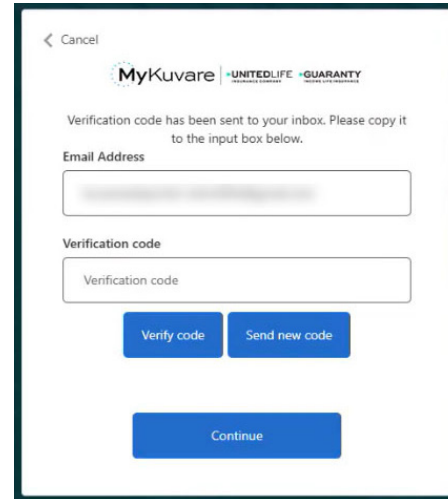
Policyholder Portal | For existing MyGILICO portal users

## 3. Establish your multi-factor authentication (MFA)

Choose **phone** for a text message with the code or **email** to send via email to the address you previously provided

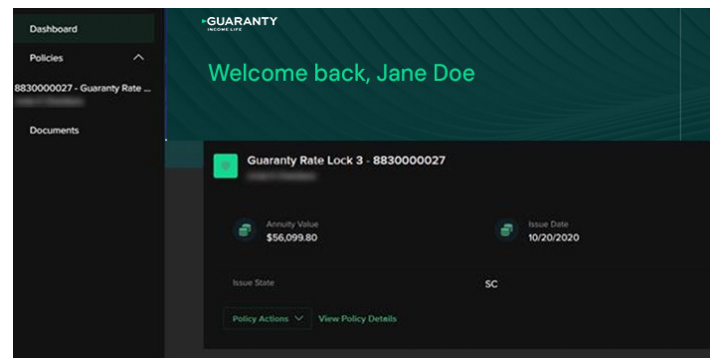
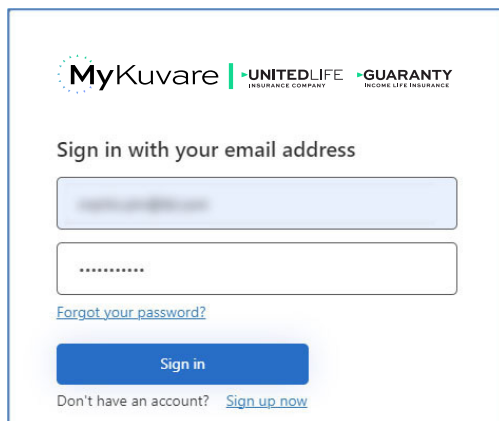


Provide the MFA verification code (the example below is for the email option)



## 4. Log in to MyKuvare!

Use your newly established credentials to log into MyKuvare



**You're all set up! Thank you for registering for MyKuvare**  
If you have questions or need additional support please call (800) 535-8110.